


SEC. 11


22' DRIVE

22' DRIVE

22' DRIVE

OUR LADY OF FATIMA
FEATURE
AND SURROUNDING
PLANTINGS

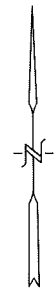
NOTE:
THE LOT NUMBER IS PLACED IN THE UPPER
RIGHT HAND CORNER OF LOTS AS YOU FACE
THE LOT AND IS INDICATED THUS 

LOCATION OF GRAVE MARKER IS SHOWN
THUS . ARROW INDICATES
DIRECTION MARKERS WILL FACE.

ALL LOTS ARE 2 GRAVE LOTS EXCEPT
WHERE OTHERWISE NOTED.

ALL 2 GRAVE LOTS ARE 6' X 9'
ALL 3 GRAVE LOTS ARE 9' X 9'

LOT SUMMARY:
1346 2 GRAVE LOTS
623 GRAVE LOTS
1408 TOTAL LOTS



RESURRECTION CEMETERY
VALLEY CITY, OHIO
WHOLE PART
SECTION 10

SCALE: 1" = 20' BY: J.G. OCT. 30, 1989

